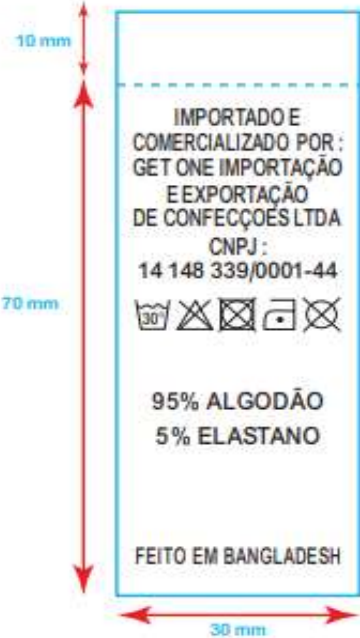


	SIZE	P	M	G	GG
A	1/2 CHEST	52	54	56	58
B	1/2 SOULDER	41	43	45	47
C	1/2 WAIST	50	52	54	56
D	1/2 BOTTOM	50	52	54	56
E	BACK LENGTH (CENTER BACK)	69	70	71	72
F	STRAIGHT ARM HOLE	22	23	24	25
G	ARM HOLE	24	25	26	27
H	SLEEVE LENGTH (WITH RIB)	20.5	21	21.5	22
I	SLEEVE LENGTH BELOW ARM	8.5	9	9.5	10
J	SLEEVE RIB	15	15.5	16	16.5
K	COLLAR WIDTH	18	19	20	21
L	COLLAR LENGTH	42	44	46	48
M	COLLAR POINT	6.5	6.5	6.5	6.5
N	COLLAR RIB BACK SIDE	7	7	7	7
O	COLLAR FRONT DROP	8	8	8	8
P	COLLAR BACK DROP	1.5	1.5	1.5	1.5
Q	PLACKET LENGTH	14.5	14.5	15	15
R	PLACKET WIDTH	3	3	3	3

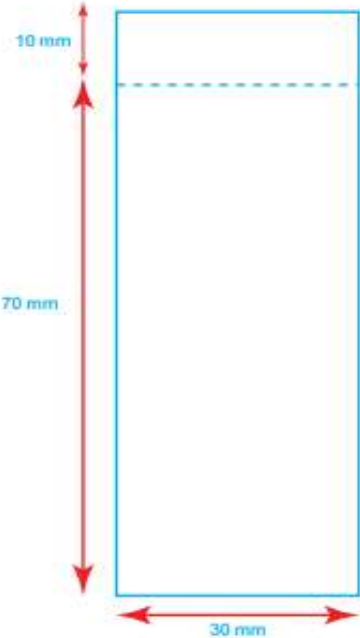
PRINTE CARE LABEL LAYOUT

PAPER RIBON

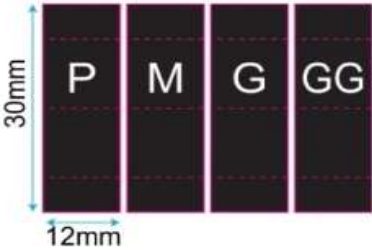
CARE LABEL



BLANK LABEL



WOVEN SIZE LABEL



HANGTAG & STICKER LAYOUT

HANGTAG



STICKER



STICKER LAYOUT

